



WATERPROOFING SOLUTIONS



Perfect waterproofing

MEGA®



Creating a water-safe environment

Waterproofing is the first and most important job when building your new wetroom or bathroom. At first glance it may seem like a challenging job, but this brochure provides you with simple step by step instructions for peace of mind.

Contents

Waterproofing the area...

Areas to waterproof	The Requirements	The Solution Kit
4	5	6
Other Mega Products	Professional Tips	Contents
8	10	11

Areas to waterproof

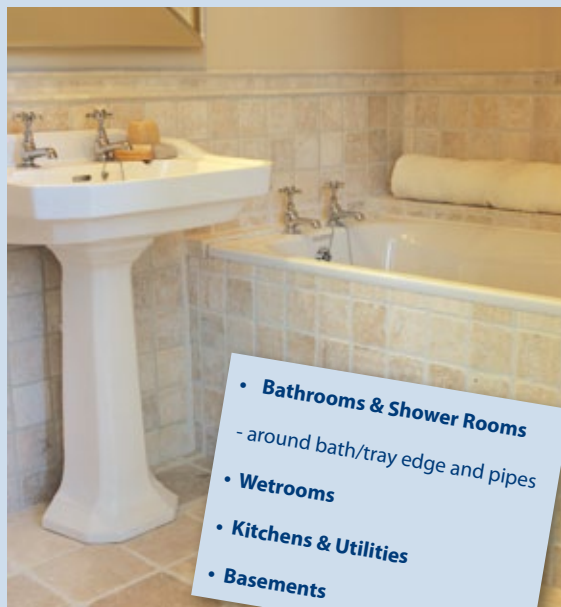
Prior to starting any installation it is important to clarify which areas need waterproofing. Some, such as wetrooms, are fairly obvious where protection is needed. However there are other places that you may want to consider for waterproofing. The more essential areas in the bathroom or shower room would include around pipes and around the edge of a bath or shower tray. Other areas would include kitchens or utilities, particularly where there is a washing machine or dishwasher, and also for splash backs around the sink area.

Outside walls with a potential for damp coming through, especially in basements, can also be a threat which can be eliminated by simply waterproofing.

For more details on wetrooms ask for our "Creating Wetrooms Booklet".

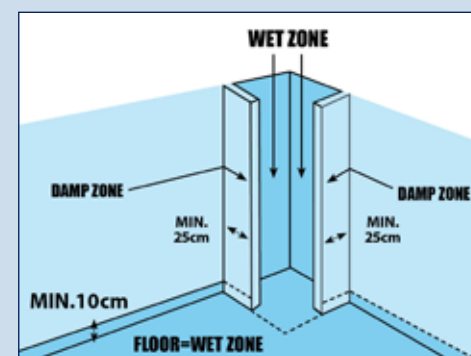
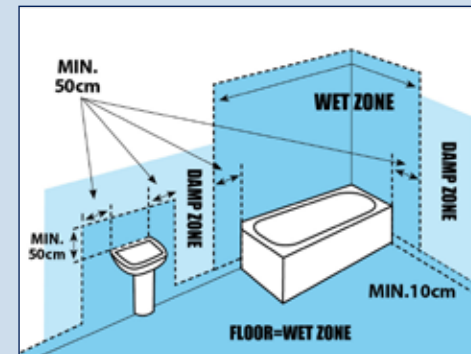
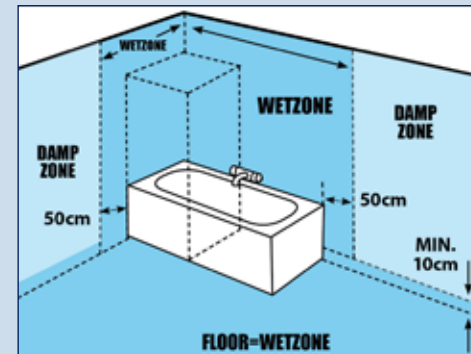


Order Code: KLA5



- **Bathrooms & Shower Rooms**
- around bath/tray edge and pipes
- **Wetrooms**
- **Kitchens & Utilities**
- **Basements**

The Requirements



IDENTIFYING WET ZONES AND DAMP ZONES

To help you with what parts of your room you should be waterproofing there are certain suggested requirements and recommendations to define which areas fall into a 'Wet Zone' and a 'Damp Zone'. The diagrams above illustrate the extent of these sections in the bathroom, wetroom and shower areas. 'Wet Zones' are typically areas in which running water will be present; whereas 'Damp Zones' are only exposed to the general condensation and the occasional splash. It is essential that the 'Wet Zones' are fully protected and waterproofed, but there is less emphasis on protecting a 'Damp Zone'.

However, every room is different and positioning, particularly of showers and screens, can have an effect on where the zones are. If you are unsure call us on 0800 0094 354 and we are happy to discuss your room requirements.

THE SOLUTION KIT

Covers 10m²
approximately

EVERYTHING YOU NEED IN 1 KIT

KIT CONTAINS:

- 4kg of Megaseal
- 10m of Mega Tape
- 1/2L of SBR Primer
- 4" brush
- Latex Gloves
- Instruction Leaflet



AS EASY AS A B C...

A Primer the area with SBR using the brush provided 

B Fix the easy-to-use Mega Tape to all corners 

C Paint on 2 coat of Megaseal waterproof membrane 



Megaseal 4kg

Megaseal is a heavy-duty tanking membrane, providing a 100% watertight seal that is clearly visible when applied. Drying to a thick grey membrane, its elastic property allows for movement in walls and floors, but bonds any loose surface elements to make a stable finish ready for tiling. Not just for wetrooms, but can be used to waterproof garages, sheds as wells as basements. Coverage: approx. 10m²/tub (based on 2 coat tanking).

- / Heavy-duty tanking membrane
- / Quick and easy-to-apply liquid compound
- / Suitable for use with underfloor heating
- / Elastic formula for a watertight seal
- / Fast drying



Mega Tape 10m

Mega Tape is self adhesive and highly flexible, making it easy to apply and ensure a fully waterproof finish for your wetroom. Mega tape's unique split backing provides highly effective results when sealing corners and joints.

- / Strong & slender waterproof tape
- / Split backed for effective sealing of joints and corners
- / Self-adhesive for easy application
- / Extremely Flexible
- / Can be used round baths & shower trays for extra protection from water penetration



Professional SBR Primer 1/2L

SBR is a premium latex-based, water resistant primer. It overcomes problems caused by the low bonding strength/low water resistance of PVA. Can also be used as an admixture for adhesive, screeds and grout, for increasing flexibility and water resistance.

/ Latex-based, waterproof bonding agent commonly used as an admixture to improve strength of bond in powder adhesives, screeds and grouts.

/ Seals and Waterproofs

/ Coverage is approximately 30m² per litre when diluted 3:1 when used as a primer.



4" Brush

PVC Gloves



Instruction Leaflet

Other Mega Products



Mega Strength Adhesive

Mega Strength is a fast setting, waterproof adhesive, which boasts versatility and incredible strength. Used for fixing No More Ply boards to timber flooring. It can also be used in many other applications, including waterproofing and reinforcing of all types of joints. Application is very straight forward with a standard sealant gun. A superb construction adhesive; 1000's of uses! Expands slightly when curing.

Size: 305ml Order Code: 5620



Mega Power Sealant

Based on advanced technology, Mega Power Sealant will bond and seal virtually anything to everything. Providing a long-lasting, totally waterproof finish. Mega Power Sealant is perfect for every bonding and sealing requirement in your wetroom, where a fast setting time is not required. It is easy to apply, and provides a clean finish.

Size: 310ml Order Code: 5622 (white)
Size: 310ml Order Code: 5623 (crystal clear)

Other Mega Products



Megalastic Wetroom Tile Adhesive

Offering exceptional strength and water-resistance, Megalastic is a professional adhesive for wetroom tiling, suitable for use with underfloor heating. Great for awkward and unusual substrates. Based on advanced technology, the 2-part construction cures to a clean white finish, and provides a waterproof membrane to the walls and floors to which it is applied. Lifetime Guarantee. Coverage: Approx. 2m²/tub

Size: 5kg Order Code: 5621



Mega Tape Corner Pieces

The quickest and most reliable method of waterproofing internal or external corners in any wet area. Use Mega Power Sealant to fix them securely in place.

Internal Order Code: 5920
External Order Code: 5925

Professional Tips



SEALING ROUND PIPES

When sealing round pipes, Mega Tape will provide the quality assurance you need. Once your tape is in place, apply a coat of Megaseal over the top to waterproof.



THE 3 PART PROCESS TO THE BEST SEAL FOR BATHS AND SHOWERS

1/ Bathroom installers often seal round the bath or shower with Mega Power Sealant or Mega Strength, both are very powerful waterproof adhesives/sealants.



2/ For extra protection fix Mega Tape around the bath.



3/ This creates a neat, watertight finish when you start with your mosaics or tiles.

Waterproofing Product Codes

Product Description & Size Product Code

MEGA WATERPROOFING PRODUCTS

Megaproof Kit	5858
Megaseal 5kg	5847
Mega Tape 10m	5848
Professional SBR Primer 1/2L	3015
Professional SBR Primer 1L	3019
Professional SBR Primer 5L	3018
Brush 4"	3144
Latex Gloves	LGMP
Instruction Leaflet	MPI
Mega Strength 305ml	5620
Mega Power Sealant (White) 310ml	5622
Mega Power Sealant (Clear) 310ml	5623
Megalastic 5kg	5621
Mega Tape Corner Pieces (Internal)	5920
Mega Tape Corner Pieces (External)	5925

Before you waterproof, board your rooms with No More Ply, the problem free substrate.

For more information call 0800 0094 354
or visit: www.nomoreply.net



Only use



Waterproofing Solutions product helpline: 0800 0094 354

Please note: This booklet is for guidance only. Full instructions on the installation and use of any of the products in this booklet are available from the helpline.